



CANYON RIDGE®

— garage doors —



CARRIAGE HOUSE ■ LOUVER ■ MODERN



Canyon Ridge® Louver Design 52; Shown in Walnut Finish with Louver Mahogany Cladding, Mahogany Overlays and REC13 Window Design (Model CAN252LMREC13)



INTELLIGENT BEAUTY

Canyon Ridge® garage doors give you the best of both worlds — the luxurious look of authentic wood and the practical functionality of steel and composite materials.

Durable, low-maintenance steel with Intellicore® polyurethane insulation ensures your home is well-protected, warm and comfortable.

The composite cladding and overlays that make up the designs are molded from actual wood pieces for a truly realistic look and feel.

Choose from a wide range of design options, color finishes, hardware and windows to suit your style.



*Canyon Ridge® Louver Design 54; Shown in
Black Finish with Louver Mahogany Cladding
and Mahogany Overlays (Model CAN254LM)*



CANYON RIDGE®

LOUVER

Versatile and unique, the plantation shutter style Canyon Ridge Louver garage doors are a perfect complement to coastal beach homes or colonial estates. They can also be a standout piece on traditional exteriors or modern farmhouses. Whatever your style, these doors add wow factor to your home.

LOUVER GARAGE DOORS

- Faux-wood doors with Intellicore® polyurethane insulation. 18.4–20.4 R-value.
- Multiple door designs and window options. Many custom designs also available. See your Clopay Dealer for more information.
- Insulated glass options include clear, frosted, seeded, rain and obscure.
- See page 20 for specialty glass options.
- Attractive beveled edge, clip-in window grilles are removable for easy cleaning.
- Replaceable vinyl bottom weatherseal in a rust-resistant aluminum retainer helps seal out the elements.
- 10-ball nylon rollers for quiet operation.
- Heavy-duty 14 gauge steel hinges for long-lasting performance.
- Clopay's Safe-T-Bracket® prevents serious injury that could occur if the bottom bracket were removed with the garage door closed and under tension.
- Comes complete with spade lift handles and step plates. See page 21 for details.



Design 41




Design 46




Design 54

Canyon Ridge® Louver Design 42; Shown in Black Finish with Louver Mahogany Cladding and Mahogany Overlays (Model CAN242LM)


WINDOW/TOP SECTIONS




REC11




REC13




REC14



SQ23



SQ24



TOP11


Window grilles are Mahogany texture. Windows available only on Louver Design 52.
Standard windows available on the following widths only: 6'2", 8'0", 9'0", 10'0", 10'2", 12'0", 12'2", 13'6", 15'0", 15'2", 15'6", 15'8", 16'0", 16'2", 18'0", 18'2", 20'0", 20'2".
Impact windows available on the following widths only: 8'0", 9'0", 10'0", 12'2", 16'2", 18'2".
To view additional designs, windows and top sections available, please visit www.clopaydoor.com.




Design 52 with REC11 Windows

MATERIAL DESIGN OPTIONS

COMPOSITE CLADDING/BASE MATERIALS




Louver Mahogany (L)




Ultra-Grain® Finish Clear Cypress
or Solid Color Steel (N)

COMPOSITE OVERLAY MATERIALS



Mahogany (M)



Clear Cypress (C)

Note: Cladding and overlay material options may be mixed and matched.



Design 42



Design 43



Design 44



Design 45



Design 47




Design 51



Design 52



Design 53



Design 55




COLORS




Medium Finish




Dark Finish*




Walnut Finish



Slate Finish



Black Finish†



White Finish†



Primed (No Finish)

*Dark Finish not available as a Base Steel color on Designs 41, 42, 43, 44, 45, 46 and 47.

† Black and White Finish available only on Mahogany cladding and overlays.

Two-tone doors are available.

To see all available options go to:

www.clopaydoor.com/door-imagination-system.

Doors can be ordered Primed for those homeowners wishing to custom paint or stain their doors. Note: Primed solid steel base is a brown color. Door stain color will vary slightly within a door due to finishing process. Due to the printing process, above colors may vary. To request a color sample, visit www.clopaydoor.com/requestcolorsamples.

- 1 Composite Overlay
- 2 Composite Cladding
- 3 Steel
- 4 2" Intellicore® Polyurethane Insulation
- 5 Steel



EFFICIENCY
UP TO
20.4
R-VALUE

COMPOSITE OVERLAY
DELAMINATION
**LIMITED
5YR
WARRANTY**

HARDWARE
**LIMITED
5YR
WARRANTY**


Calculated door section R-value is in accordance with DASMA TDS-163.



specialty GLASS OPTIONS

Insulated windows are available in rectangular, square and arched designs. Insulated tempered glass is standard. Insulated frosted, seeded, obscure and rain glass is also available on select door models.

Attractive beveled edge, clip-in grilles are removable for easy cleaning.



Clear



Frosted



Seeded*



Obscure



Rain

**Seeded is not available on Canyon Ridge®
Modern window options. Additional charges
for optional glass apply.*

decorative HARDWARE

STANDARD



Spade Step Plate



Spade Lift
Handles

Attractive black powder-coated grip handles and step plates are provided standard to further enhance the Canyon Ridge® design. Optional hardware, including handles, operable L-keylocks and strap hinges, is also available.

OPTIONAL



Spear Lift
Handles



Colonial Lift
Handles



Spade Strap Hinge*
*Complements Standard Spade Lift Handles
and Spade Step Plate*



Escutcheon
Plates



Spear
Step Plate



Colonial
Step Plate



Decorative Handles
with Keyholes



Spear Strap Hinge*



Colonial Strap Hinge*



Ring Door
Knocker



Aluminum Grip
Handles
(Modern)

*Door may not open properly if installed near the top depending on opening dimensions and lift type. See your Clopay Dealer for more details.

Aluminum Grip Handles are available in the following colors: Clear Aluminum (Anodized), Standard White (Painted), Bronze (Painted), Bronze (Anodized), Black (Anodized) and Dark Bronze (Anodized).

DESIGNING YOUR DOOR

Use the information below to select the appropriate model number.

CANYON RIDGE® CARRIAGE HOUSE 5-LAYER

Canyon Ridge Door	Insulation Thickness	Design	Cladding Material	Overlay Material	Window Design/Top Section
CAN	2	13	P	C	REC13

CANYON RIDGE® CARRIAGE HOUSE 4-LAYER

Canyon Ridge Door	Insulation Thickness	Design	Cladding Material (Does Not Apply)	Overlay Material	Window Design/Top Section
CAN	2	34	N	C	TOP11

CANYON RIDGE® LOUVER

Canyon Ridge Door	Insulation Thickness	Design	Cladding Material	Overlay Material	Window Design/Top Section
CAN	2	52	L	M	SQ24

CANYON RIDGE® MODERN

PLANK DESIGN

Canyon Ridge Door	Insulation Thickness	Cladding Material	Design
CRM	2	C	6

METAL (ALUMINUM) INLAY DESIGN

Canyon Ridge Door	Insulation Thickness	Cladding Material	Design
CRM	2	M	AI

FULL-VIEW DESIGN

Canyon Ridge Door	Insulation Thickness	Overlay Material	Design
CRM	2	C	OV

ORDERING CODE KEY TERMS:

2 = 2" Polyurethane Insulation
P = Pecky Cypress
C = Clear Cypress

L = Louver Mahogany
M = Mahogany
N = No Cladding

DESIGN CONSIDERATIONS

- Two-tone color options available. To see all available options go to: www.clopaydoor.com/door-imagination-system.
- Custom designs available. See your Clopay Dealer for more information. To see all standard available options go to: www.clopaydoor.com/door-imagination-system.
- Product complies with 2015 IECC air infiltration requirement of 0.40 cfm/ft² or less (IECC, Section C402.5.2).
- WindCode® product available to meet wind load related building code requirements. More information at: www.clopaydoor.com/residential/windcode-residential-information.
- Canyon Ridge® garage doors are not applicable for new construction in California areas designated as "Fire Hazard Severity Zones".

FINISHING AND CARE

Proper care and maintenance are imperative for long-term performance and appearance of Canyon Ridge® garage doors. Periodic inspection and maintenance of the composite cladding and overlays are required. Minor expansion and contraction is normal for exterior building materials exposed to direct sunlight and is not considered a defect. Complete finishing and maintenance instructions are provided with the door and are also available from your Clopay Dealer or online at www.clopaydoor.com.

ENVIRONMENTAL ASSURANCE

Clopay doors are compliant with environmental laws and regulations. Clopay doors do not contain HFCs. All Clopay doors are compliant with:

- California SB 1013
- New Jersey A-5583/S-3919 – Greenhouse Gas Bill
- Washington HB 1112 – Hydrofluorocarbon Greenhouse Gas Emissions
- Canadian regulations amending the ozone-depleting substances and halocarbon alternatives regulations



For more detailed product specification information or availability of our Canyon Ridge® Garage Doors, please contact your Clopay Dealer. To locate a dealer to help you select the right door for your home, just go to www.clopaydoor.com or call 1-800-2CLOPAY (225-6729).

Follow us on [f](#) [y](#) [t](#) [p](#) [e](#) [h](#) [i](#) [a](#)



©2020 Clopay Corporation. All rights reserved.

RSDR-CANYONRIDGEBR-20_REV0620