

imagine  
extraordinary




**The Door Doctor**  
OF SOUTH FLORIDA, INC.

[www.TheDoorDoctor.NET](http://www.TheDoorDoctor.NET)

# ES-5000 Casement Window



# ES | Elite



The E-Line from ES Windows is the ideal solution for any homeowner who wants to blend comfort with modern design. It features superior thermal performance and an impeccable clean design with no visible installation anchors. A wide variety of options, including fixed, single hung and sliding windows, as well as swing and sliding doors, are available to meet specific design intents and performance needs. The E-Line will satisfy the style needs of the most demanding homeowners.

## ES Windows Advantages

- Ideal for single-family homes
- Meets the nation's toughest hurricane requirements for South Florida's High Velocity Hurricane Zone
- Large and small missile impact rated
- Grid styles including colonial, brittany or full view
- Flat, OG and raised grid options available
- Thick aluminum framing for superior thermal resistance and durability
- Framing features, high performing T5 and T6 aluminum alloys
- High-performance energy-efficient Low-E glass options by Tecnoglass
- Heat strengthened glass as a standard feature
- Corrosion-resistant hardware and fasteners as a standard
- Flush and flange frame for retrofit and concrete construction and fin frame for wood construction
- Anodized, painted or wood grains available
- Screens feature aluminum frames and fiberglass mesh

## Elite Features

- Single source warranty: in-house aluminum and glass processing
- 10-year warranty on glass
- 10-year warranty on paint finish
- Heat strengthened glass as standard
- Reduced sound transmission
- Superior energy performance and low U-values with insulating glass options
- Exclusive corrosion-resistant hardware for coastal areas

## ES impact-rated windows will help:

- Protect the integrity of the home during a hurricane
- Improve the energy efficiency of your property
- Reduce exposure to harmful UV rays
- Improve the appearance of your home through architectural styles and finishes
- Improve the resale value of your property
- Meet the insurance eligibility requirements for your home
- Prevent forced entry 24/7
- Reduce external noise
- Reduce heat transmittance

The Elite line of high-quality windows and doors was developed by our experienced team of engineers and designers to meet the needs of homeowners, contractors and homebuilders. We offer durable, efficient and affordable products that withstand the stringent Miami-Dade County protocols.

## Windows

### **ES-EL100**

**Single-Hung Window**

### **ES-EL150**

**Fixed Window**

### **ES-EL200**

**Horizontal Roller / Sliding Window**

### **ES-5000**

**Casement Window**

## Doors

### **ES-EL300**

**French Door / Swing Door**

### **ES-EL400**

**Sliding Glass Door**

With more than 40 years of experience as a window and door manufacturer, ES Windows has earned a reputation for providing reliable products that meet today's modern aesthetics, with an environmentally friendly combination that helps homeowners reduce energy costs.



## ES-5000

The ES-5000 is a 2 1/8" impact-rated casement window featuring a rotating handle for an effortless operation. It is available in multiple glazing options providing flexibility in design.



### System Description

- Large missile impact
- Frame depth: 2 1/8"
- Configurations: X, XX
- Designed for laminated and insulating glass
- Tested water infiltration: 13.5 psf
- Tested design load: +90/-90 psf
- Maximum size:
  - Single: 37" width x 74 1/4" height
  - Double: 74" width x 74 1/4" height
- U-value:
  - 0.70 - IGU (5/32" SB70 Clear + AS + 1/8" Clear + 0.090 PVB + 5/32" Clear)
- Insulating laminated glass:
  - 5/32" + 1/4" AS + 1/8" + 0.090 Interlayer + 5/32"
- Laminated glass:
  - 1/8" + 0.090 Interlayer + 1/8"
  - 5/32" + 0.090 Interlayer + 1/8"
- SHGC:
  - 0.22 on clear insulating laminated SB 70
- Egress size:
  - Configurations for egress requirement available

### Features

- Single arm operator and multi-point lock
- Heavy duty stainless steel four-bar hinge
- Flange frame for masonry and wood construction or flush frame for concrete openings
- Screens available in aluminum frame and fiberglass mesh
- Surface applied OG or flat muntins
- Folding crank handle



# Colors and Finishes


## Color Options



Silver




Dark Gray



Bronze



Black



White


## Hardware Finishes




Bronze



Silver



White



Black

---

## Service

Our engineers and designers provide customers with ongoing assistance and technical support to ensure the best solution for every project. We offer professional guidance to help customers pinpoint and balance their priorities. With this expert assistance, customers can plan and complete projects to achieve maximum benefits.



All content in this document is protected by copyright laws and is property of E.S. WINDOWS, LLC, its affiliates, or a licensed third party and may be modified without prior notice. Reproduction, modification, dissemination, distribution, sell or transfer, either in whole or part, without prior written permission is prohibited. Product sizes and pressures may vary based on project specific conditions.  
2023 © E.S. WINDOWS, LLC.

Designed for  
quality and efficiency



## Featured Residential Lines

### ES | Prestige

**Prestige:** designed for sophistication and style. Each piece is carefully manufactured and checked for quality, ensuring full functionality and the ultimate end-user experience. Luxury windows and doors built to the highest specifications meeting our exceptional standards.

### ES | Elite

**Elite:** The E-Line is the ideal solution for any homeowner who wants to blend comfort with modern design. It features superior thermal performance and an impeccable clean design with no visible installation anchors. A wide variety of options, including fixed, single hung and sliding windows, as well as swing and sliding doors, are available to meet specific design intents and performance needs, while satisfying the style needs of the most demanding homeowners.

### ES | Multimax

**Multimax:** developed for multi-family projects with high security measures in collaboration with leading architects and designers.

## Certifications



Our quality control program is proof of our constant commitment to surpass accepted quality standards. We are certified by the top companies in the industry to ensure that our products and services stay up to date and comply with the stringent rules and regulations of the industry.

The information contained herein is exclusive property of ES, who reserves the right to modify it, including but not limited to the designs and its specifications, without notice. 2023 ES. **All rights reserved.**

V- Jan 2025

# ES

## ES | Elite